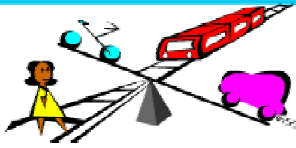


Shift the Balance!



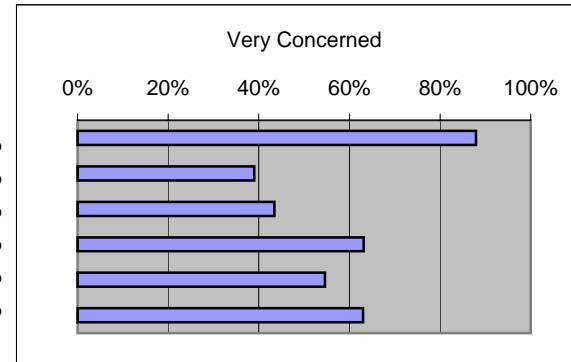
Total number of responses:

711

Results include paper surveys and online surveys, taken from 10/16/06 to 01/24/07

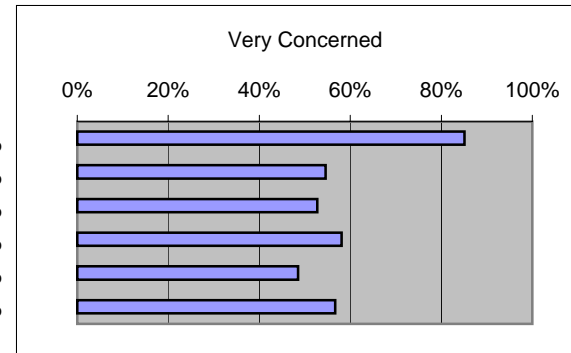
1. How concerned are you by the following transportation-related issues?

	Very Concerned	Somewhat Concerned	Not Worried
Environmental impacts	88%	9%	2%
Personal cost of transportation	39%	50%	9%
Time spent daily on transportation	43%	42%	12%
Health and safety	63%	28%	6%
Lack of access to transportation, limited choices	55%	35%	8%
Loss of community	63%	27%	8%



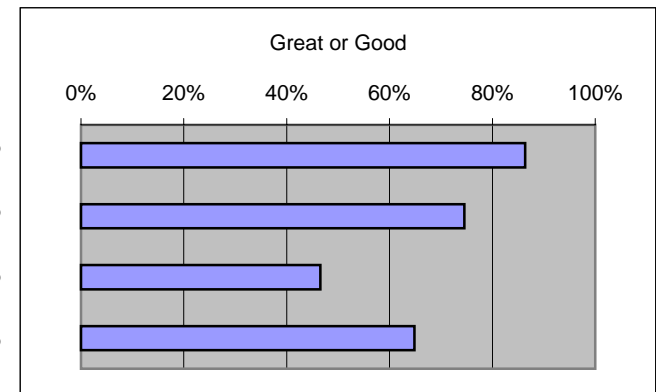
2. How large a challenge do you think these issues will be 10 years from now?

	Very Concerned	Somewhat Concerned	Not Worried
Environmental impacts	85%	8%	2%
Personal cost of transportation	55%	37%	3%
Time spent daily on transportation	53%	39%	3%
Health and safety	58%	33%	4%
Lack of access, limited choices	49%	41%	5%
Loss of community	57%	33%	5%



3. How would you rate the following strategies for managing the Portland region's growth in population (projected at one million by 2030) and the increased demand on

	Great	Good	So-so	Poor	Awful
Improve infrastructure in existing communities rather than build costly new developments outside the UGB.	69%	18%	5%	2%	1%
Increase development fees to help growth pay for itself.	46%	28%	13%	4%	2%
Charge property owners if their property value increases when UGB is expanded, and reinvest the money in the community	26%	21%	27%	11%	8%
Reduce the amount of land dedicated to transportation to make land use more efficient.	38%	27%	17%	5%	4%

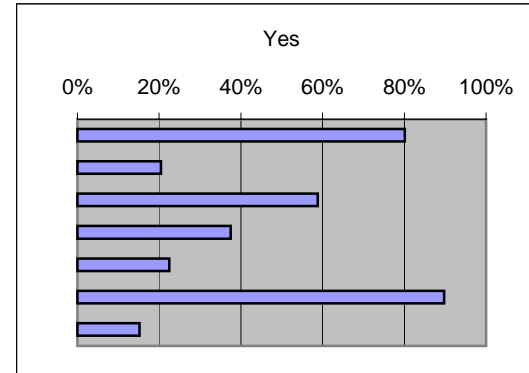


Shift the Balance!



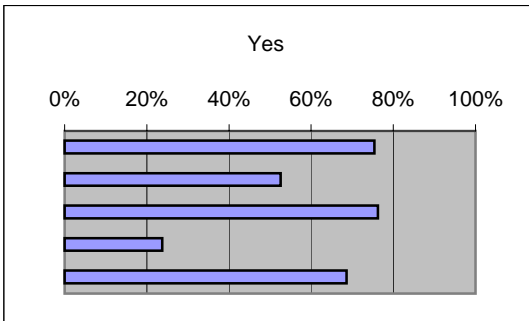
4a. If you currently own a car, which of the following would get you to use your car less?

	Yes	No
Quicker and more convenient public transportation.	80%	20%
Higher parking fees.	20%	80%
More and better sidewalks and bike facilities	59%	41%
Higher gas prices.	38%	62%
Tolls on freeways.	22%	78%
Stores, services and recreation within walking distance	90%	10%
More opportunities for carpooling and ride-sharing.	15%	85%



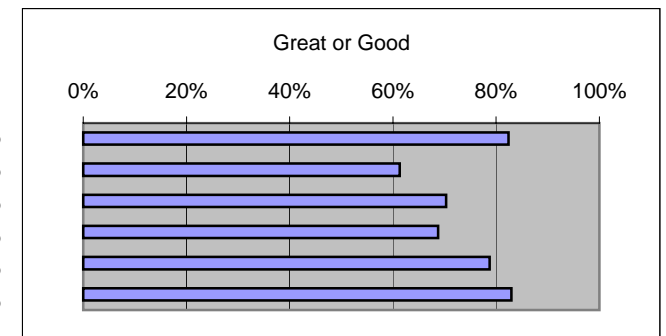
4b. If you don't own a car, which of the following would help you meet your transportation needs better?

	Yes	No
Quicker and more convenient public transportation.	75%	25%
Lower public transportation fares.	53%	47%
More and better sidewalks and bike facilities	76%	24%
More opportunities for carpooling and ride-sharing.	24%	76%
Stores, services and recreation within walking distance	69%	31%



5. How would you rate the following strategies for using our transportation system to improve the region's economy, either by supporting businesses or by improving livability to attract talented workers and innovative companies?

	Great	Good	So-so	Poor	Awful
Invest in bicycle and pedestrian improvements	59%	23%	6%	2%	2%
Reallocate lanes for shared bus and freight only	29%	32%	23%	4%	3%
Increase railroad freight capacity.	37%	33%	17%	2%	1%
Use local businesses on transportation projects	34%	35%	17%	3%	1%
Spur private development using LRT and streetcar	51%	27%	9%	2%	2%
Link transportation with affordable housing investments	66%	17%	6%	2%	1%

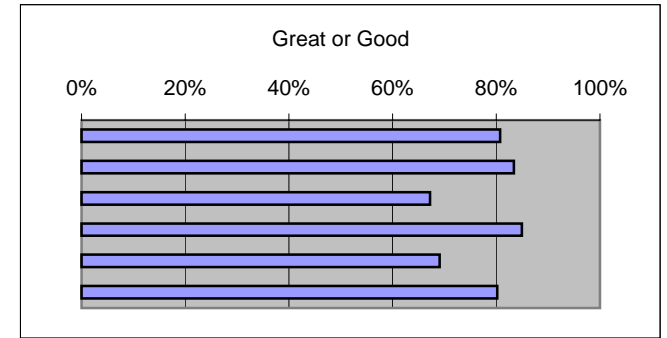


Shift the Balance!



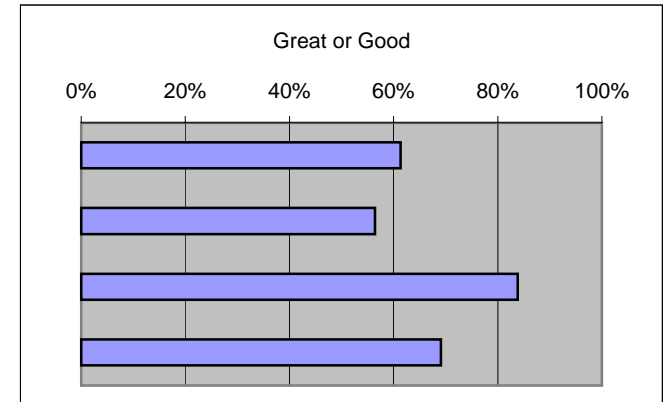
6. How would you rate the following strategies for supporting an efficient, sustainable transportation system?

	Great	Good	So-so	Poor	Awful
Link transportation with affordable housing investments	60%	21%	7%	1%	2%
Make public transit much more pleasant and convenient.	57%	26%	6%	1%	1%
Create community programs that encourage ride sharing	32%	35%	19%	3%	1%
Support employer programs that encourage non SOV modes	65%	20%	4%	1%	1%
Use communications to provide real-time transit & road data	36%	33%	19%	2%	0%
Redesign neighborhoods to be more bike/ped friendly	59%	21%	6%	3%	2%



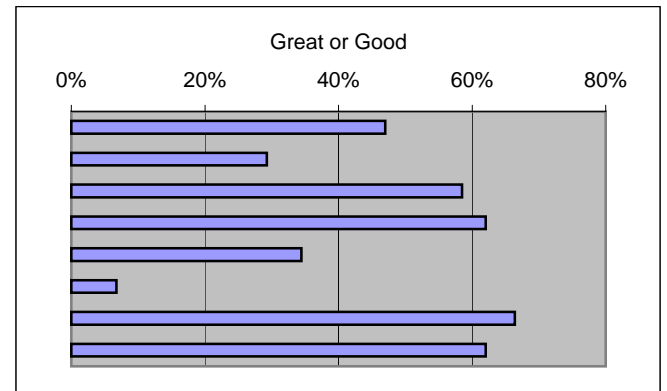
7. How would you rate the following strategies for reducing car crashes and improving pedestrian and cyclist safety?

	Great	Good	So-so	Poor	Awful
Restrict car access at key times in designated pedestrian districts or on roadways that are designated for bike/ped use.	36%	26%	20%	5%	5%
Slow traffic speeds and increase traffic enforcement.	32%	25%	22%	6%	5%
Improve sidewalks and bike connections around schools to make it safer and easier for kids to bike or walk to school.	61%	23%	5%	1%	1%
Redesign neighborhoods and streets to create separate facilities for pedestrians and cyclists.	46%	23%	15%	3%	3%

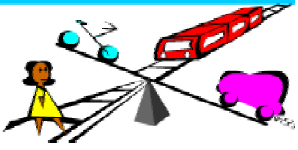


8. How would you rate the following strategies to fund transportation, in terms of fairness?

	Great	Good	So-so	Poor	Awful
Impose tolls on freeways.	23%	23%	21%	12%	9%
Raise car insurance and vehicle registration fees.	9%	20%	30%	20%	11%
Charge mileage-based fees	34%	24%	17%	8%	6%
Increase the gas tax.	37%	25%	15%	8%	5%
Increase the employer fee for transit.	13%	22%	33%	12%	6%
Raise public transportation fares.	2%	5%	24%	34%	25%
Allow gas tax to fund all transportation modes	41%	25%	15%	5%	3%
Establish 1% community enhancement mitigation fund	33%	29%	16%	4%	4%



Shift the Balance!




Here's a look at where our respondents live and work:

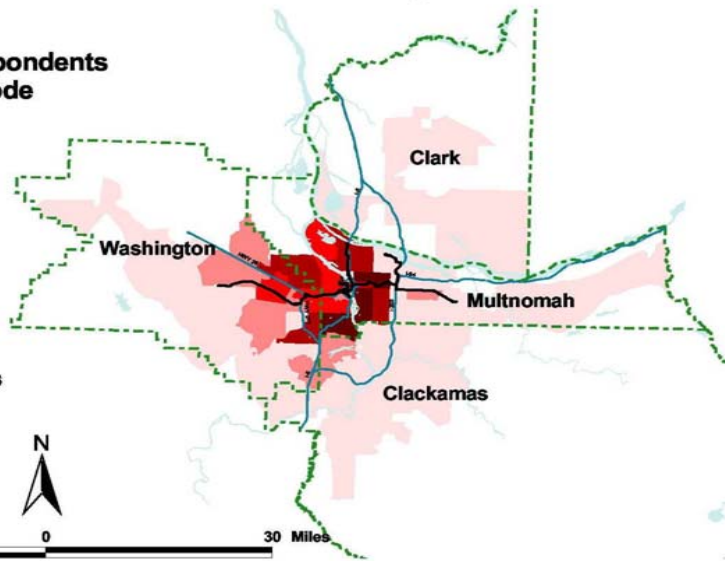


Shift the Balance Survey Results

Number of Respondents
by Home Zip Code

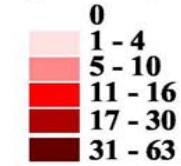


Light Rail
Existing
Freeways
Rivers
County Lines



Shift the Balance Survey Results

Number of Respondents
by Work Zip Code



Light Rail
Existing
Freeways
Rivers
County Lines

